



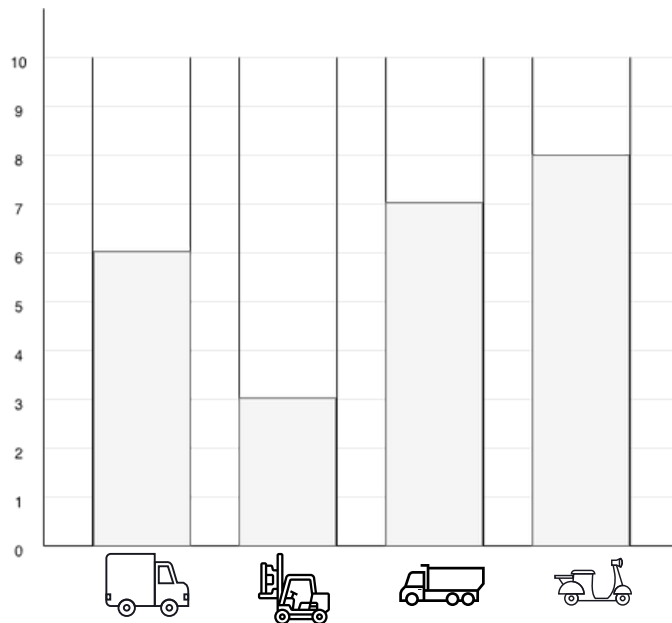




Bar graph -1

Read the bar graph , fill in the table and answer following questions.





			

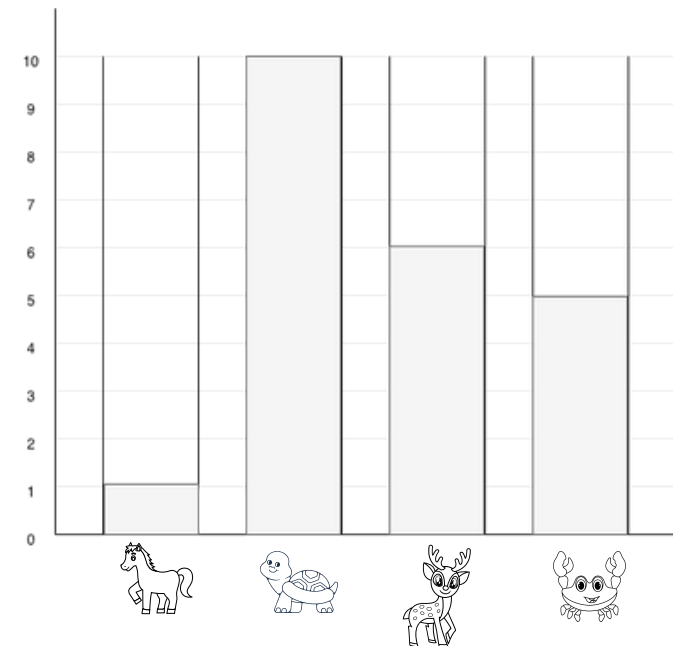


- How many trucks are shown? \_\_\_\_\_
- Which vehicle has the greatest number? \_\_\_\_\_
- Which vehicle has the least number? \_\_\_\_\_
- How many  +  are there altogether? \_\_\_\_\_
- How many more scooters than dump trucks are there? \_\_\_\_\_
- True or False: There are 3 forklifts. \_\_\_\_\_
- Which vehicle has 7? \_\_\_\_\_

Bar graph -2

Read the bar graph , fill in the table and answer following questions.



- Which animal has the least amount? \_\_\_\_\_
- How many more turtles than crabs are there? \_\_\_\_\_
- Which two animals have numbers greater than 5? \_\_\_\_\_
- True or False: The horse has 1 count. \_\_\_\_\_
- How many animals are there in total? \_\_\_\_\_