





Name: _____

Score: _____


Date: _____

count the images and fill the table according to the images



| | | | |
|--|--|---|--|
|  |  |  |  |
| | | | |

colour the bar graph according to the data



- Which picture do you see the most? _____
- Which picture do you see the least? _____
- How many cakes do you see? _____
- How many hats do you see? _____
- Are there more gifts or more banners? _____