










Directions: Have your students read each word by tapping out the sounds. Then, have them identify the correct picture.

h a m		
		

j a m		
		

r a m		
		

d a m		
